

## Student User Guide – IP Range

Please enjoy free access to hundreds of study aids available through The Wolters Kluwer Online Study Aid Library.

## Access


Go to <https://lmu.idm.oclc.org/login?url=https://ebooks.aspenlaw.com/bookshelf>

Your institution has access to this subscription library via IP range. That means you'll be able to access all the books in your subscription whenever or wherever you are on campus.

If you use a proxy server when you're off campus to access some library materials, you'll also have to login to your proxy server to first access the subscription when you're at home (sometimes called VPN). Ask your librarian for more information if necessary.

## Personalize

You can personalize your experience, allowing you to take notes and highlights or add bookmarks, by creating a personal account. Once you are logged in to your institution, click **Login** or **Register** to create your personal account.



## Find the study aid to fit your learning style

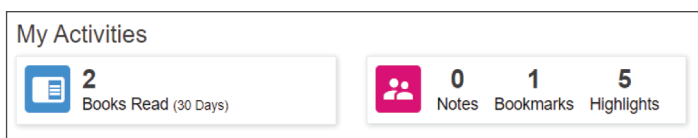
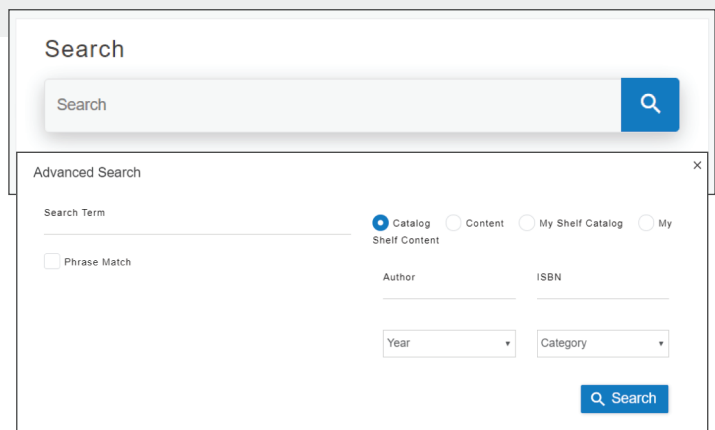
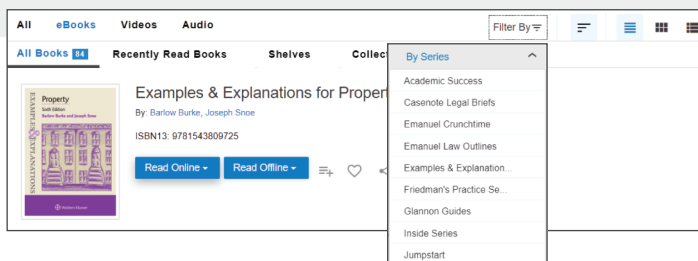
On the Bookshelf page, click **Filter By** to find books for a course area.

Looking for an *Examples & Explanations* or *Glannon Guide*? Filter **By Series** to see a list of each series included in your subscription.

In the search bar, click **Advanced Search** to open the advanced search dialog box. Search in the:

- **Catalog:** find your search term within a book title.
- **Content:** search the full book content to get a list of excerpts of all the books in the library that contain the term.

What was the last book you read? If you have created a personal account and added notes or bookmarks, click **My Activity** in the top right to see your Bookmarks, Highlights, Notes, and Shared content.



## Reading an eBook

Read online or download for offline reading using the options on the product page.

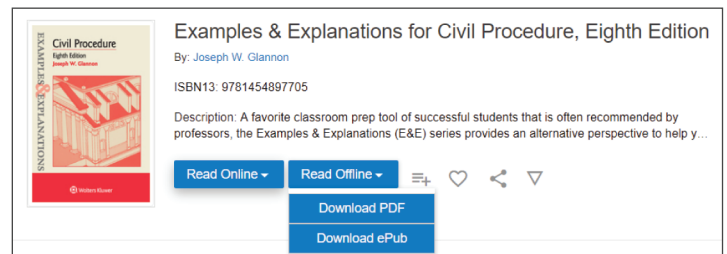
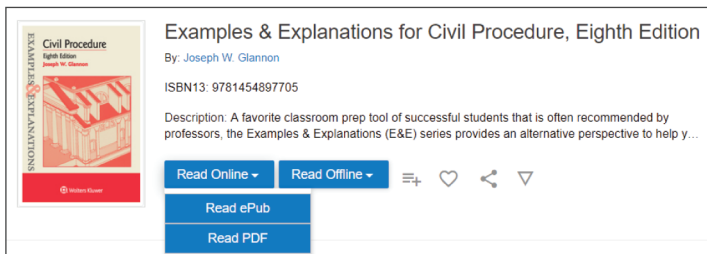
### Online Reading

Click **View PDF** or **View ePub** to read anywhere using any browser.

### Offline Reading: How to Download

If you don't have iPublishCentral Reader app installed, click **Download App** and click or tap the file to install it.

Select **Read Offline** and choose a format to download, then click the Download arrow icon. Check your downloads to find the .ipdf file and click it. The book opens in the iPC Reader app.



### Tips

Login with your personal account before you download so that your notes and highlights sync when you are back online.

You must initiate the download while you are online in a browser.

## Frequently Asked Questions

### Do I have the option to print part or all of the books in my library?

You can print up to 30% of the book if you're signed in with your personal account. To export your notes, click **Export** at the bottom of the Notes navigation pane.

### When entering my personal login username, why don't I have access to any books?

Check that your school's name appears at the top of the page after "You are logged into." You have to first log in to the subscription before you can enter your personal login. It's a two-step process.

