

# JD CLASS OF 2025 & 2026 PROFILE

AS OF FIRST DAY OF CLASSES


## APPLICATIONS

### APPLICATIONS RECEIVED

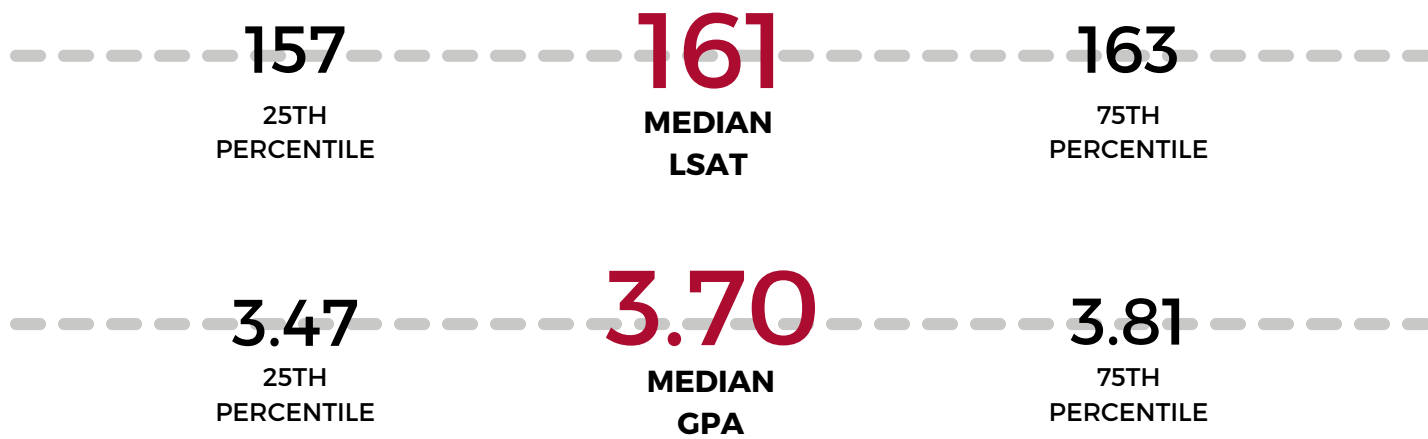
- Day Program: **3,129**
- Hybrid Program: **323**

### TOTAL ENROLLMENT

- Day Program: **262**
- Hybrid Program: **49**



## ACADEMIC PERCENTILES




## DIVERSITY FIGURES

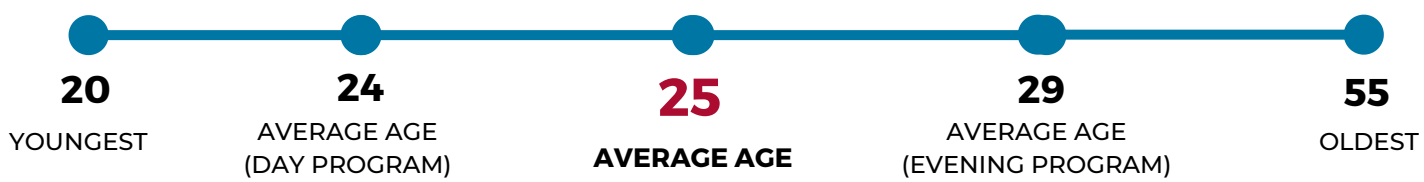
**48%**  
STUDENTS OF COLOR

**14%**  
IDENTIFY AS LGBTQ+

**33%**  
FIRST-GENERATION STUDENTS



**64% FEMALE**  
**35% MALE**  
**1% NOT INDICATED**



## TOP STATES REPRESENTED

ARIZONA  
CALIFORNIA  
MASSACHUSETTS  
NEW YORK  
TEXAS  
WASHINGTON, D.C.

## MOST POPULAR UNDERGRADUATE MAJORS

BUSINESS  
ENGLISH  
PHILOSOPHY  
POLITICAL SCIENCE  
PSYCHOLOGY

## TOP FEEDER SCHOOLS

### IN CALIFORNIA

LOYOLA MARYMOUNT UNIVERSITY  
UC BERKELEY  
UC IRVINE  
UC LOS ANGELES  
UNIVERSITY OF SOUTHERN CALIFORNIA

### OUTSIDE OF CALIFORNIA

BOSTON UNIVERSITY  
UNIVERSITY OF ARIZONA  
UNIVERSITY OF MICHIGAN  
UNIVERSITY OF TEXAS  
UNIVERSITY OF WASHINGTON